

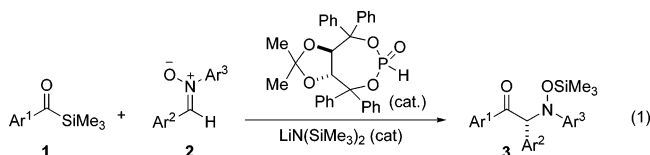
Enantioselective Metallophosphite-Catalyzed C-Acylation of Nitrones

Mary R. Garrett, James C. Tarr, and Jeffrey S. Johnson*

Department of Chemistry, University of North Carolina at Chapel Hill, Chapel Hill, North Carolina 27599-3290

Received August 13, 2007; E-mail: jsj@unc.edu

This communication details the asymmetric metallophosphite-catalyzed 1,3-silylacylation of nitrones (eq 1). This reaction provides access to enantiomerically enriched *N*-aryl α -amino ketones and, to the best of our knowledge, constitutes the first example of direct C-acylation of nitrones.



α -Amino ketones are useful building blocks in organic chemistry.¹ The addition of stoichiometric acyl anion equivalents to imines represents a useful synthetic method that introduces this versatile functional group.^{2–5} In a seminal advance, Murry and Frantz described thiazolium carbene-catalyzed aza-benzoin additions between aldehydes and acyl imines generated in situ from tosylamides.⁶ In 2005, Miller and co-workers developed an asymmetric variant using a thiazolylalanine-derived catalyst and electron-deficient aryl aldehydes as the acyl donors.⁷ Good enantioselectivities were obtained (~75–85%), which increased to 98% for many products upon recrystallization, albeit at the expense of yield. The enantiomeric excess of the products was found to be dependent upon reaction time as racemization occurred under the basic reaction conditions (excess R₃N).

Our laboratory has recently developed metallophosphites^{8,9} as a new family of umpolung catalysts for the enantioselective C-acylation of aldehydes and alkenes.^{10–12} We were interested in testing the notion that these catalysts could be employed for the asymmetric C-acylation of C=N π bonds as well. We hypothesized that strong nucleophilicity and low basicity of metallophosphites could allow us to develop an asymmetric acylation that would include electron-neutral and electron-rich substrates.

A potential complication with the use of imines in the projected application was the appreciable endothermicity of the requisite turnover-enabling [1,4]-O→N silyl transfer (Scheme 1, **4** → **5**).¹³ We hypothesized that nitrones¹⁴ could be superior azomethine electrophiles due to the re-establishment of thermoneutrality via a [1,5]-O→O silyl transfer (**6** → **7**). Indeed, in the examination of a range of imine and imine-derived electrophiles as coupling partners with acyl silanes, productive coupling was only observed with nitron electrophiles (Figure 1). An *N*-aryl moiety was optimal, and the *N*-*o*-methoxyphenyl (*N*-OMP) derivative **19** was initially selected as a substrate for optimization.

Using nitron **19** and acyl silane **1**, typical reaction variables were examined (Table 1). An evaluation of bases indicated that a lithium counterion was required for reaction, with LiN(SiMe₃)₂ and *n*-BuLi giving the best results (Table 1). In a solvent screen, 2-MeTHF and diethyl ether gave similar yields, with the former providing optimal levels of enantiocontrol. Reactions performed in toluene, CH₂Cl₂, THF, or *t*BuOMe failed to give any desired product.

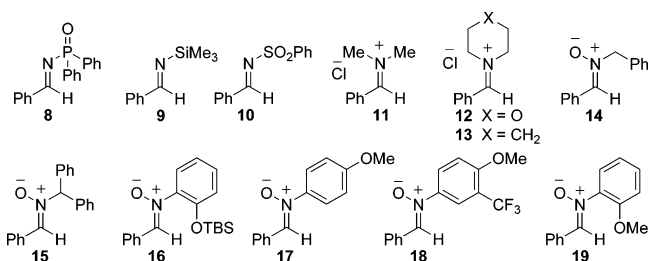


Figure 1. Imines and nitrones examined for C-acylation.

Scheme 1. Energetics of Si Transfer: Imines versus Nitrones

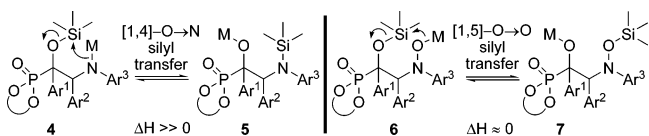


Table 1. Screen of Reaction Conditions^a

entry	base	solvent	yield ^b	er ^c
1	NaN(SiMe ₃) ₂	2-MeTHF	0%	n.d. ^d
2	KH	2-MeTHF	0%	n.d.
3	EtMgBr	2-MeTHF	0%	n.d.
4	DBU	2-MeTHF	0%	n.d.
5	KOtBu	2-MeTHF	0%	n.d.
6	<i>sec</i> -BuLi	2-MeTHF	8%	n.d.
7	LiN(SiMe ₃) ₂	2-MeTHF	52%	97:3
8	<i>n</i> -BuLi	2-MeTHF	49%	97:3
9	<i>n</i> -BuLi	Et ₂ O	46%	91:9

^a Acyl silane **1** (1.0 equiv), nitron **19** (1.5 equiv), (*R,R*)-TADDOL-phosphite (0.25 equiv), base (0.20 equiv) in 3 mL of solvent at room temperature. Ar¹ = *p*-MeOPh for entries 1–7; Ar¹ = Ph for entries 8 and 9. ^b Yield determined by ¹H NMR spectroscopy versus an internal standard. ^c Determined by CSP-SFC. ^d n.d. = not determined.

After optimization of the base, solvent, and temperature, the yield of **3a** reached a plateau of ~50%. An irreversible redox reaction between the phosphite and nitron that formed phosphate and imine was implicated in the moderate yields. Neither increased catalyst loading nor slow addition of the nitron ameliorated the problem; however, a modest modification of reaction stoichiometry, using a slight excess of the acyl silane relative to the nitron, minimized the addition of phosphite to the nitron and allowed **3a** to be prepared in >90% yield (¹H NMR).

An evaluation of coupling partners revealed that reactions with both electron-neutral and electron-rich aryl acyl silanes proceeded equally well. Electron-rich, -poor, and -neutral aryl nitrones with several *N*-aryl groups were also nicely tolerated (Table 2). In most cases, the reaction proceeded with good isolated yields and excellent enantiocontrol. Products were purified to analytical purity by flash chromatography on SiO₂ gel that had been deactivated with 5% Et₃N/hexanes. Failure to deactivate the silica led to formation of the achiral α -ketimine via HOSiMe₃ elimination. The somewhat lower yields for **3a**, **3f**, and **3i** arise from this artifact of purification. At this point, these additions are applicable only to aryl acyl silanes

Table 2. Scope of Asymmetric Nitron Acylation^a

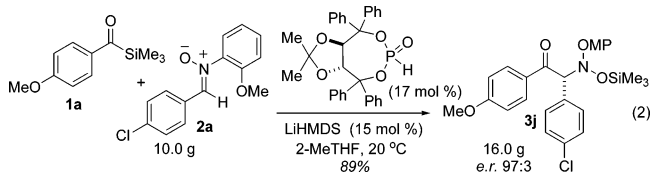
entry	product	yield (%) ^b	er ^c
1		68	97:3
2		77	98.5:1.5
3		84	97:3
4		94	98.5:1.5
5		76	96.5:3.5
6		36	97:3
7		77	97:3
8		86	98:2
9 ^d		82	98:2
10 ^d		93	98.5:1.5
11 ^e		76	98:2
12 ^e		65	95:5

^a Ar¹C(O)SiMe₃ (1.5 equiv), Ar²CHN(O)Ar³ (1.0 equiv), (*R,R*)-TAD-DOL-phosphite (0.25 equiv), LiN(SiMe₃)₂ (0.23 equiv) in 6 mL of 2-MeTHF at room temperature unless otherwise stated. OMP = *o*-MeOPh. ^b Yield of isolated, analytically pure **3** as judged by ¹H NMR spectroscopy and combustion analysis. ^c Enantiomeric ratio determined by CSP-SFC. ^d Phosphite (0.20 equiv), LHMDS (0.17 equiv). ^e Conducted at 0 °C.

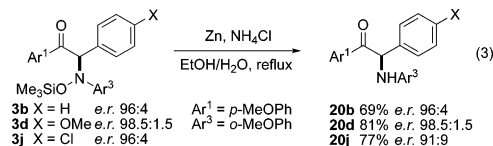
and nitrones derived from aromatic aldehydes: our efforts with a variety of aliphatic substrates have failed to yield coupling products.

α -*N*-Silyloxyamino ketone **3j** was prepared on a 16 g scale employing a somewhat lower catalyst loading (eq 2). We saw virtually the same yield and enantioselection as on a 0.1 g scale. Excess acyl silane could also be recovered by chromatography.

Crystallization of **3j** permitted assignment of the absolute stereochemistry as (*R*) by X-ray diffraction and increased the product enantiomer ratio to 99.5:0.5.



The product *N*-O bond can be reductively cleaved without loss of configuration using Zn metal in EtOH/aq NH₄Cl to reveal the α -*N*-arylamino ketone (eq 3).¹⁵



In conclusion, we have described the first enantioselective addition of acyl silanes to nitron electrophiles. The particular requirements for successful catalysis in this system are uniquely met by providing an energetically accessible pathway for silyl transfer. These additions typically proceed in good yield with high enantioselectivity to give protected α -*N*-arylamino ketones and are amenable to preparative scale applications.

Acknowledgment. Funding for this work was provided by the National Institutes of Health (National Institute of General Medical Sciences, GM068443). Research support from Eli Lilly, Amgen, and GSK is gratefully acknowledged. X-ray crystallography was performed by Dr. Peter White. J.S.J. is an Alfred P. Sloan Fellow and a Camille-Dreyfus Teacher Scholar.

Supporting Information Available: Experimental procedures and spectral data for all new compounds (PDF). This material is available free of charge via the Internet at <http://pubs.acs.org>.

References

- Sardina, F. J.; Rapoport, H. *Chem. Rev.* **1996**, *96*, 1825–1872.
- Padwa, A.; Dharan, M.; Smolanoff, J.; Wetmore, J., S. I. *J. Am. Chem. Soc.* **1973**, *95*, 1954–1961.
- Kakuuchi, A.; Taguchi, T.; Hanzawa, Y. *Tetrahedron Lett.* **2001**, *42*, 1547–1549.
- Sato, A.; Ito, H.; Okada, M.; Nakamura, Y.; Taguchi, T. *Tetrahedron Lett.* **2005**, *46*, 8381–8383.
- Davis, F. A.; Ramachandar, T.; Lui, H. *Org. Lett.* **2004**, *6*, 3393–3395.
- (a) Murry, J. A.; Frantz, D. E.; Soheili, A.; Tillyer, R.; Grabowski, E. J. J.; Reider, P. J. *J. Am. Chem. Soc.* **2001**, *123*, 9696–9697. For related examples, see: (b) Mattson, A. E.; Scheidt, K. A. *Org. Lett.* **2004**, *6*, 4363–4366. (c) Li, G.-Q.; Dai, L.-X.; You, S.-L., *Chem. Commun.* **2007**, 852–854.
- Mennen, S. M.; Gipson, J. D.; Kim, Y. R.; Miller, S. J. *J. Am. Chem. Soc.* **2005**, *127*, 1654–1655.
- Enders, D.; Tedeschi, L.; Bats, J. W. *Angew. Chem., Int. Ed.* **2000**, *39*, 4605–4607.
- Reich, H. J.; Holtan, R. C.; Bolm, C. *J. Am. Chem. Soc.* **1990**, *112*, 5609–5617.
- Linghu, X.; Potnick, J. R.; Johnson, J. S. *J. Am. Chem. Soc.* **2004**, *126*, 3070–3071.
- Nahm, M. R.; Linghu, X.; Potnick, J. R.; Yates, C. M.; White, P. S.; Johnson, J. S. *Angew. Chem., Int. Ed.* **2005**, *44*, 2377–2379.
- Nahm, M. R.; Potnick, J. R.; White, P. S.; Johnson, J. S. *J. Am. Chem. Soc.* **2006**, *128*, 2751–2756.
- Walsh, R. *Acc. Chem. Res.* **1981**, *14*, 246–252.
- Lombardo, M.; Trombini, C. *Synthesis* **2000**, 759–774.
- Kirby, G. W.; McLean, D. *J. Chem. Soc., Perkin Trans. 1* **1985**, 1443–1445.

JA076095N