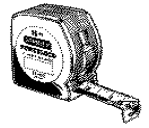




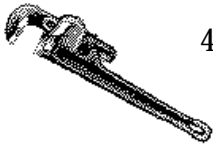
## toolbox

# On constructing a folding flip chart easel

Brushy Fork's own contribution to the secondary wood industry is a plan for a folding wooden flip chart easel. To make your own easel, follow these instructions:

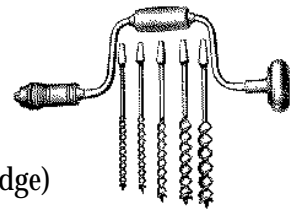


- 1) All parts in the prototype are 2" x 13/16" poplar. Hardwood is recommended. 2" x 3/4" pine could be used, but should be clear of knots to assure strength.
- 2) All fixed parts are screwed together with 1 1/2" wood screws. For ease of construction, self tapping screws (such as drywall screws) may be driven in with a drill or power screwdriver.
- 3) Two additional screws are set in the top crosspiece to hang the flip chart pad on.
- 4) The folding legs are attached with 2" carriage bolts and wingnuts. The lower set of bolts are removed to fold the easel, and reinserted in the uppermost holes to hold the legs in the closed position.
- 5) The pivot bolt at the top should be 4" long, with washers on each side, and fastened with two nuts to prevent loosening. The bolt should not be so tight as to cause the back leg to bind excessively. Note that the holes in the side legs must be drilled at an angle to allow insertion of the bolt. This may be accomplished by assembling the lower crosspiece to the A-frame, then holding the tops of all three legs in alignment and drilling them all at once.
- 6) Short lengths of chain and screweyes may be used to connect the back leg to the front legs.
- 7) (Optional) A piece of plywood or masonite may be added to the easel if desired to allow the use of single sheets of paper instead of flip chart pads.



### Wood parts:

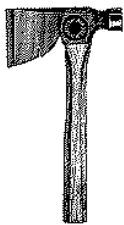
Number	Size	Description
3	44" x 2" x 3/4"	Upper leg sections
3	34" x 2" x 3/4"	Folding (lower) leg sections
3	27" x 2" x 3/4"	Cross pieces (upper, lower, and pencil ledge)



### Hardware:

- 10 1 1/2" Wood screws
- 6 2" Carriage bolts with wingnuts
- 1 4" bolt with 2 washers and two nuts
- 3 screw-eyes
- Approximately 4' of lightweight chain

*See the back of this page for a plan for the folding flip chart easel.*



# Brushy Fork Folding Flip Chart Easel Plan

